



RED ROSE

SENIOR SECONDARY SCHOOL

Scan to visit our website



www.redroseschool.ac.in

SUMMER

Holiday



HOMEWORK

CLASS
III



English | Hindi | Maths | E.V.S | Computer | G.K | Art

ENGLISH

1. Read Chapter-4 (A New Friend), underline, write and learn the difficult words.
2. Do one page of writing daily in the english Cursive Writing Book.
3. Do the given worksheet in your fair notebook.

Underline the Noun words in each sentence.

1) Rahul is a smart boy but he doesn't study his lessons.

2) My friends are calling me to play in the park.

3) There is a big sale in the Mall.

4) I love to play basketball.

5) I have two cats in my home.

6) Parents always care for us.

7) We are going to USA tomorrow.


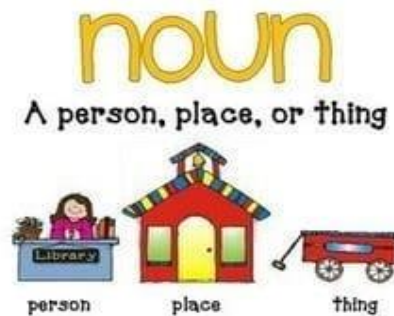
8) The policemen came and arrested the thief.

9) She has the best collection of books to read.

10) My brother was sleeping when parents reached home.

11) He likes to play computer games with his friends.

12) Suzi is writing a letter.



Sentence Word Order

Arrange the words into correct sentences. Pay attention to your spelling. Don't forget capital letters and full stops:

1. by train / every day / Steven / to work / goes.

2. are making / toys / we / for all the children.

3. soccer / play / during the break / Alex and Sasha.

4. a new TV set / my father / us / bought.

5. all the family / Mary / to the party / invited.

6. from Australia / a letter / Sam / sent.

7. for my brother / made / the tailor / a suit.

8. all her friends / cooked / a delicious meal / Tal / for.

9. to the beach / go / my friends and I / every weekend.

10. in England / lives / in an apartment / the family / in a big city.

Activity – Paste five pictures of Proper nouns and Common Nouns in the Scrapbook.

HINDI

1. पाठ 3,4 याद कीजिए।
2. पाठ- 3, 4 के नए शब्द छांटकर लिखने का अभ्यास कीजिए।
3. Do the given worksheet in your fair notebook.

निम्नलिखित शब्दों को बहुवचन में लिखिए।

एक वचन

बहुवचन

औरत

औरतें

कुत्ता

.....

तितली

.....

बंदर

.....

लड़का

.....

बकरी

.....

शेर

.....

पक्षी

.....

गाय

.....

सखी

.....

Activity: पांच फूलों के चित्र चिपकाकर उनके नाम लिखिए (In the scrap book)

MATHEMATICS

1. Learn tables from 2 to 10.

Add the following numbers:

$$\begin{array}{r} \text{H T O} \\ 206 \\ + 355 \\ \hline \\ \hline \end{array}$$

$$\begin{array}{r} \text{H T O} \\ 246 \\ + 445 \\ \hline \\ \hline \end{array}$$

$$\begin{array}{r} \text{H T O} \\ 147 \\ + 635 \\ \hline \\ \hline \end{array}$$

$$\begin{array}{r} \text{H T O} \\ 345 \\ + 115 \\ \hline \\ \hline \end{array}$$

$$\begin{array}{r} \text{H T O} \\ 239 \\ + 49 \\ \hline \\ \hline \end{array}$$

$$\begin{array}{r} \text{H T O} \\ 767 \\ + 184 \\ \hline \\ \hline \end{array}$$

$$\begin{array}{r} \text{H T O} \\ 42 \\ + 435 \\ \hline \\ \hline \end{array}$$

$$\begin{array}{r} \text{H T O} \\ 309 \\ + 346 \\ \hline \\ \hline \end{array}$$

$$\begin{array}{r} \text{H T O} \\ 607 \\ + 208 \\ \hline \\ \hline \end{array}$$

Note: Do the given work in a thin separate notebook.

2. Do 5 addition and 5 subtraction sums daily.
3. Do the given worksheet.

COMPUTER

- Read Chapter -2 (Windows 10), underline, write and learn the difficult words.
- Paste any five pictures of basic hardware components of a computer system. Write 2 lines about each component in the scrapbook.

E.V.S.

- Learn chapter 3 (Leaves in Our Lives) from book and notebook.
- Do the given worksheet in your classwork notebook.



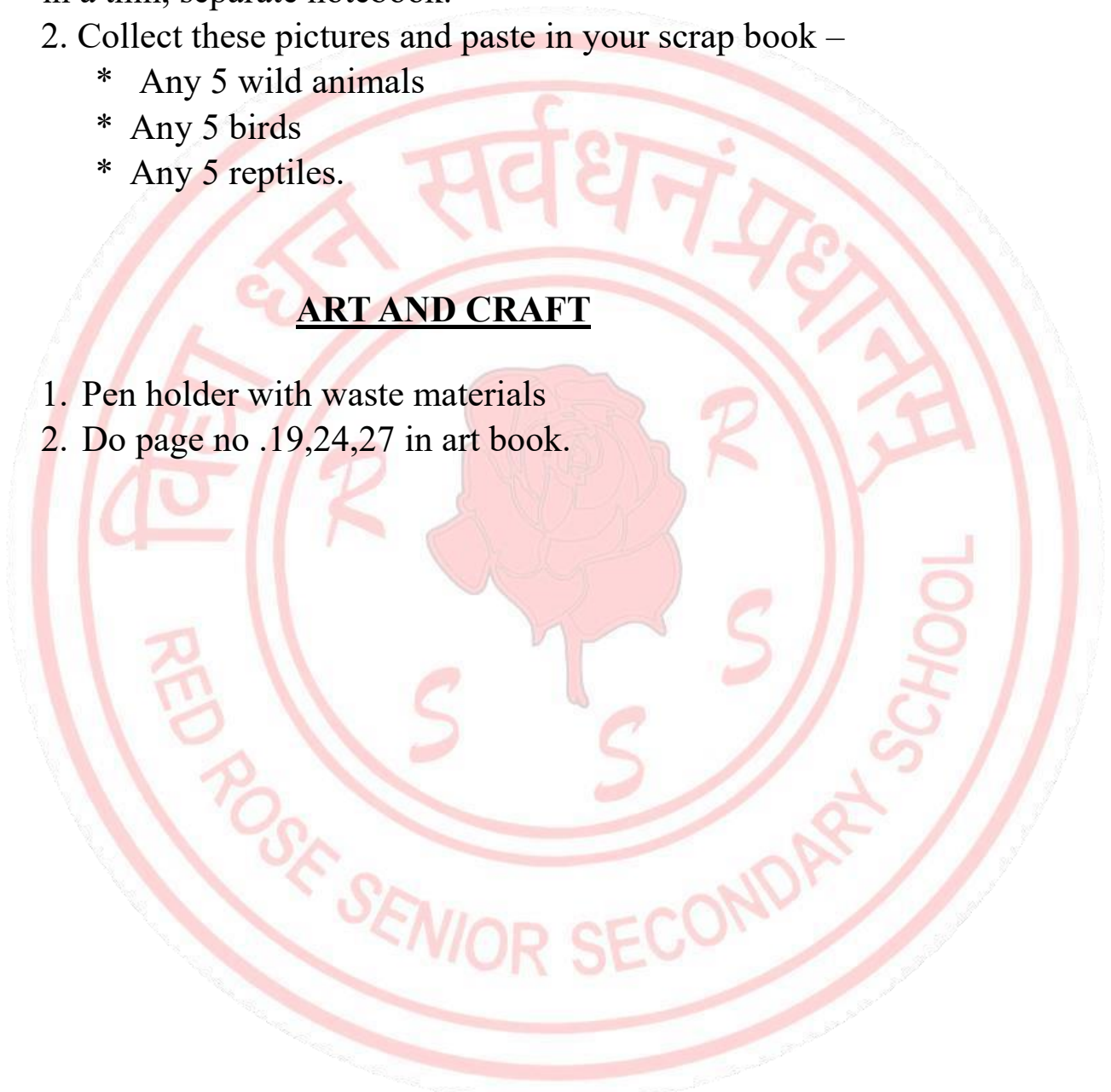
Activity :- Paste 5 different types of leaves in the scrapbook.

G.K

1. Collect any two news from a newspaper daily with a picture and paste it in a thin, separate notebook.
2. Collect these pictures and paste in your scrap book –
 - * Any 5 wild animals
 - * Any 5 birds
 - * Any 5 reptiles.

ART AND CRAFT

1. Pen holder with waste materials
2. Do page no .19,24,27 in art book.







MORAL SCIENCE

Show the story “The Tortoise and the Hare” through story map.
Note-you can draw/paste the picture in the punch sheet or scrap book.